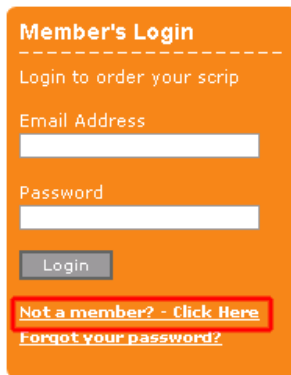


# Getting Started At ShopWithScrip.com

ShopWithScrip.com is the new online ordering system that our organization will use to gather your scrip orders. (Our school calls it T.R.I.P.) This new site offers you convenience – you can now order scrip from any internet-connected computer at home, school or office.

## Who can use ShopWithScrip?

Any family can use ShopWithScrip – however, to place orders, you have to create a free account at ShopWithScrip.com and identify yourself as a member of our organization with the enrollment code shown below.



**Member's Login**  
Login to order your scrip

Email Address

Password

Login

[Not a member? - Click Here](#)  
[Forgot your password?](#)

## How to register

To register with ShopWithScrip, first open up your web browser, and go to [www.shopwithscrip.com](http://www.shopwithscrip.com). To register a new account, go to the orange **Member's Login** box on the right side, and click "Not a member? -Click Here".

Follow the simple registration instructions and accept the terms and conditions of using the site.

The next screen you will see is called "join an organization". Before you can place an order, you must join our organization by entering our organization's enrollment. The enrollment code is listed below - by associating this code with your newly-created account, the ShopWithScrip system will associate your shopping activity with our non-profit organization.

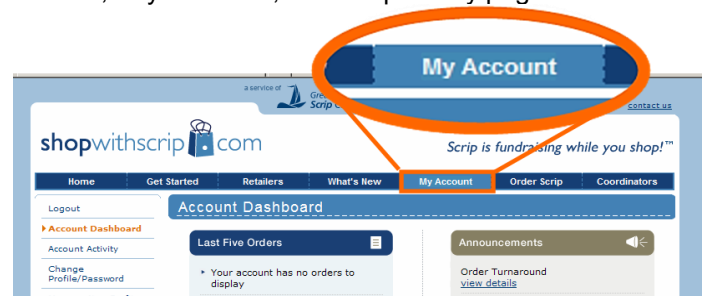
**Grove City Christian School**  
ShopWithScrip Enrollment Code:  
**9ACACA9D3323**

Scrip Program Coordinator:  
**Beth Bowen**  
[bbowen@gccsk12.org](mailto:bbowen@gccsk12.org)

**Orders in by 6:00 p.m. Sundays are available that Friday**

## Using ShopWithScrip.com

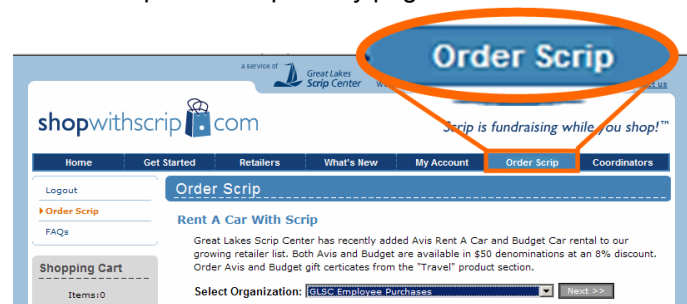
You can manage your account through the Account Dashboard. To access your Dashboard, click on the fifth tab, "My Account", at the top of any page.



From here, you can check your account activity, change your profile and password, add, remove, and modify organizations you belong to and read coordinator and site announcements.

## Ordering Scrip

To order scrip, navigate to the order page by clicking "Order Scrip" at the top of any page



ShopWithScrip has hundreds of different retail brands, so the order page organizes products by category. Some categories may have several pages of selections. To find a product, jump to the appropriate section, or enter all or part of the retailer name in the search box. You can also download a complete list of all products as a handy reference.

Select items and quantities on the worksheet, and press the "add to cart" button to add them to your shopping cart. Click the "check out" button when you have completed your selections. Review your order, and press the "finish" button to submit your order. At this time, GCCS only accepts payment by Prestopay, not by personal check. Please sign up via the Prestopay tab on your home page.

Finally, you will see an "order confirmation page." Print this order confirmation page for your records. An electronic copy of your order will be forwarded to your coordinator for processing. Orders in by 6:00 p.m. on Sundays are available that Friday at school.